



REGULAR MEETING – PARKING AUTHORITY AGENDA

JUNE 25, 2025, 6:00 PM
BY ZOOM VIRTUAL MEETING

To allow public access, anyone may access a meeting by telephone and/or Zoom, or a recording in the City of Norwalk YouTube channel. Specific instructions and links can be found at norwalkct.gov/meetings.



Members of the public may call in to participate. Callers will not be able to see the meeting participants. All participants will be muted upon entering the meeting. To speak, dial *9 on the phone and you will be called on by the host of the meeting during the public comment section. All speakers must state their name and address. Comments must be on a topic on the agenda, and are limited to three minutes. Anyone disrupting the orderly conduct of the meeting, including by using threatening, hateful, or sexually-explicit language, will be removed. Please find the information using the link above.



Members of the public who wish to provide "live comments" may also use the Zoom meeting platform. All participants will be muted upon entering the meeting. To speak, click the "raise your hand indicator" and you will be called by the host of the meeting during the public comment section. All speakers must state their name and address. Comments must be on a topic on the agenda, and are limited to three minutes. Anyone disrupting the orderly conduct of the meeting, including by using threatening, hateful, or sexually-explicit language, will be removed. Please find the information using the link above.



Members of the public who wish to provide public comment are encouraged to submit those via email in advance of the meeting. For these comments to be included into the record, they must be submitted by 12:00 p.m. the day of the meeting. Please email Bryan Lutz at blutz@norwalkct.gov with the subject line "Public Comment" to provide written public comment prior to the meeting.

- I. **CALL TO ORDER**
- II. **ROLL CALL**
- III. **ACCEPTANCE OF MINUTES**
 - A. **Regular Meeting: May 28, 2025**
- IV. **PUBLIC PARTICIPATION**
- V. **REPORTS**
 - A. **Financial and Operating Report - LAZ**
- VI. **NEW BUSINESS**
 - A. **Discuss: Events/Marketing (restaurant week sponsorship)**
- VII. **OLD BUSINESS**

VIII. ADJOURNMENT

UPCOMING MEETINGS

July 23, 2025

Members of the public can call in and listen to a meeting. They cannot speak or see any of the meeting participants. Each meeting will use a unique Meeting/Webinar ID. Please find the information using the link above.

Members of the public who wish to provide “live comments” will need to register in advance and use the Zoom meeting platform. All participants will be muted upon entering the meeting. To speak, click the “raise your hand indicator” and you will be called on by the host of the meeting during the public comment section. Please find the information using the link above.

Members of the public who wish to view the meeting, but are not participating, can view a live stream on the City of Norwalk YouTube channel. This stream is delayed by approximately 20 seconds. Please find the information using the link above. The meeting recording and minutes will be posted on the City of Norwalk website within seven (7) days after the meeting.

Members of the public who wish to provide public comment are encouraged to submit those via e-mail in advance of the meeting. For these comments to be read into the record, they should be submitted at least three hours in advance of the meeting start time. Please email Brian Lutz blutz@norwalkct.gov to provide written comment prior to the meeting.

**PARKING AUTHORITY
REGULAR MEETING VIA ZOOM VIRTUAL VIDEOCONFERENCE
AND TELECONFERENCE
MAY 28, 2025**

- | | |
|--------------------|---|
| ATTENDANCE: | Matthew Seebeck, Vice Chairman
Jud Aley
Peter Fullam
Jessica Larche |
| STAFF | Bryan Lutz, Asst. Parking Director, TMP
James Travers, Director, TMP |
| OTHERS: | Rocky Legesse, LAZ Parking
Louis Henriques, LAZ Parking
Cara Hyder, LAZ Parking |

I. CALL TO ORDER

Mr. Seebeck called the meeting to order at 6:00 PM.

II. ROLL CALL

Mr. Seebeck called the roll, and those listed in the attendance were present.

A. INTRODUCTION OF COMMISSIONER JESSICA LARCHE

Mr. Seebeck welcomed Commissioner Larche as the newest member of the Parking Authority. She was sworn in last Wednesday and joins the board with a strong commitment to public service and a passion for enhancing the City of Norwalk. Her experience and fresh perspective will be valuable as the Parking Authority continues to advance the mission of providing accessible, efficient, and user-friendly parking solutions for the City of Norwalk.

III. ACCEPTANCE OF MINUTES

A. Regular Meeting: April 23, 2025

- ** MR. ALEY MOVED TO APPROVE THE MINUTES AS SUBMITTED.**
- ** MR. FULLAM SECONDED THE MOTION.**
- ** THE MOTION PASSED UNANIMOUSLY.**

IV. PUBLIC PARTICIPATION

Mr. Lutz read an email that he received from Larry and Carol Pellegrini as follows:

As you are aware, we have just received a notice that the Haviland Deck will be closed for upcoming renovations. I understand and accept that this needs to be done. I would like to bring to your attention, for consideration, the strong effect this will have on the limited parking on Washington Street and possibly the surrounding areas in SONO. With that said, I would like to recommend a temporary change to the three-hour parking time limit on our street. Can you consider changing back to the shorter parking time frame for quicker turnover of cars on the street during this time. Possible from one to two hours. I look forward to hearing back with your opinion. Thank you for your continued support.

Mr. Lutz said he reached out to her to clarify that the Haviland Deck will not be closed during the project and that parking spaces will be closed during the project but not at full closure.

V. REPORTS

A. ENGINEERING AND PROJECT REPORT

1. UPDATE: NPA 2025-01 REPAIRS AND IMPROVEMENTS AT HAVILAND PARKING DECK

Mr. Lutz provided an update and said there is an executed contract with GL Capasso, and they are looking to mobilize on the week of June 23, 2025. Continuous community outreach has been happening, which will be reinforced at the public meeting on June 5, 2025. The facility will remain open throughout the project with targeted space closures to address the repairs. Park Norwalk and the contractor will coordinate parking space closures similar to the Yankee Doodle Garage project. Permit holders will be allowed to park at the Maritime Garage during this project as an alternative area at no additional charge.

B. FINANCIAL AND OPERATING REPORT-LAZ

Mr. Lutz said he and Mr. Travers are working closely with LAZ to update the financial and operations report package presented during the RFP process. We are nearing the final product and would like to share it with the board before its implementation.

Mr. Legesse reported and said he is very excited to report that the revenue was strong in April and made \$108,000 in net income on a budget loss of \$5,700, and year to date, made \$635,000 on a budget of \$181,540, and is due to a combination of increased revenue and reduced expenses. There has been an increase in activity in the various buckets of revenue, but the major activity was transient activity. On the expense side, the major savings came from repairs and maintenance for the month.

Mr. Legesse reported on the variance report and said parking violation revenue was over budget for the month due to the revenue from the construction on West Avenue. On the expense side, snow removal was under budget, and building repairs and maintenance were also under budget due to the gate repair not yet being completed and some landscaping and electrical work that did not happen for the month.

Mr. Seebeck asked what the main driver is for the savings in security services on a year-to-date basis. Mr. Legesse said it is within budget for the month, but on a year-to-date

basis, we are seeing some savings due to repairing some cameras rather than replacing them.

Mr. Legesse said the 15-minute free parking usage is being updated and has seen a 10% increase for the month compared to the prior month.

Mr. Fullam said the free 15-minute parking option is obviously being used, which is great, and asked how the merchants are reacting to this. Mr. Legesse said most merchants were unaware of the free 15-minute parking, but LAZ and city staff have been educating them. Mr. Lutz said the continued increase in usage should be a good indicator that the businesses are getting the message out to the user. Mr. Fullam noted that many tickets were issued in the West Avenue area and asked if that had anything to do with them not understanding the free 15-minute parking. Mr. Travers said a tremendous number of contractors are working in the area, so this is typical when contractors are working there. He noted that a parking plan is required from the contractors for their workers. Still, some workers often want to park close to the work site and risk getting parking tickets for their convenience, which we argue is not in the best interest of the businesses.

Mr. Henriques reported on the operations and said that LAZ sponsored Derby Day as they did last year, which was a great event. Last week, we attended the Taste of SONO event, which was outstanding.

Ms. Hyder realized she had said there would be a complete presentation last month. Still, because of the timing of adding the public forum for next week, she wanted to hold off finalizing it to be sure we have as much information as possible to provide on what we feel are the strongest recommendations to implement first. Over the past month, we have been continuing with that outreach, and one big piece of feedback we have been receiving is that there is a language barrier, and they requested that the signage and materials be in Spanish. The plan is to put together several topics they would like to get some feedback on for the public forum, which will allow them to clarify what they have been receiving on a one-to-one basis. Following the forum, she will provide a full presentation for Mr. Travers and Mr. Lutz to review and share it with the board members before the next meeting, so there is time for them to review it and prepare any questions they may have.

VI. NEW BUSINESS

A. DISCUSS AND VOTE: ACQUISITION OF PARKING METER FOR WEST AVE. DEVELOPMENTS

Mr. Lutz said the recent developments on West Avenue between Butler and Orchard Streets have been added to the on-street parking inventory. Mr. Lutz provided a map of the area. The Traffic Authority has unanimously approved the plan, which includes metered parking on West Avenue, Orchard Street, and Butler Streets and time restrictions on Quincy Street. These parking spaces now fall under the Parking Authority's management. To effectively manage this new inventory, we must purchase at least six multi-space meters from Flowbird, which would be included in the Park Mobile app. He recommends that the board approve an order of eight multi-space meters, with two as backups and spares for potential future zones.

Mr. Seebeck said the Parking Authority will be getting the lot back on the west side of West Avenue and asked if there is a thought to make that a single zone. Mr. Lutz said it is currently on a four-hour time regulation, and most contractors working in the area are permit holders. So, once all of the developments are done, there may be an opportunity to do something different for that lot, and he has been searching for opportunities for EV chargers. Mr. Aley suggested that the lot be metered. Mr. Lutz said he believes once the developments get further along, they should have an alternate plan to present to the board to see how the regulations are. Mr. Seebeck said the four-hour time regulation was put into place so that they could ensure that a certain number of parking spaces were available to the art space across the street then had expanded it to permit parking for the construction to ease some of the parking issues on the side streets where there is still residential on-street parking, but agrees that that the board should work with Mr. Lutz on future plans for the lot. Mr. Lutz said he will present some recommendations at the July meeting.

**** MR. ALEY MOVED TO APPROVE THE PURCHASE OF EIGHT MULTI-SPACE METERS FROM FLOWBIRD IN THE AMOUNT OF \$44,200.00
** THE MOTION PASSED UNANIMOUSLY.**

B. DISCUSS: PUBLIC MEETING JUNE 5TH AT 5:00 PM AT CHEESE AND BREAD, 68 WASHINGTON STREET

Mr. Lutz said a public meeting will be held at Cheese and Bread at 68 Washington Street at 5:00 PM. Laz Parking will send invites alongside AGW Partners to make this a successful event. We want to hear from the businesses so that we can tailor parking solutions to their needs and also inform them of the best practices. The idea is to hold this public meeting in different neighborhoods throughout the year.

C. DISCUSS AND VOTE: 2026 PROJECTS

In the upcoming fiscal year, we will continue to enhance the customer experience through critical infrastructure improvements. Due to some unforeseen challenges, we were unable

to complete the replacement of the overhead gates at the South Norwalk Train Station and the Maritime Garage. To address this, he respectfully requests that the commission approve accruing \$215,000 from the current fiscal year's budget to fund this project in fiscal year 2025-26. The proposal estimates the cost of approximately \$200,000, with an additional \$15,000 for potential contingencies. To ensure fiscal responsibility, we propose accruing \$215,000 from the April fund balance, which is currently at \$635,865, with May and June still remaining.

**** MR. ALEY MOVED TO APPROVE MOVING THE APPROVED FUNDS IN THE AMOUNT OF \$215,000 FOR THE OVERHEAD GATES AT THE SOUTH NORWALK RAILROAD STATION FROM FISCAL YEAR 2025 TO 2026.**

**** MR. FULLAM SECONDED THE MOTION.**

**** THE MOTION PASSED UNANIMOUSLY.**

VII. OLD BUSINESS

A. UPDATE: CHAPTER 73A PARKING ORDINANCE CHANGE

Mr. Lutz said the ordinance for the Parking Authority has been updated and adopted by the Common Council. The updated ordinance reflects minor amendments such as updating the non-voting member from the Director of DPW to the Director of TMP, reflecting the city's current organizational structure. Some minor clarifications also emphasize ongoing compliance with future Freedom of Information Act amendments. He noted the addition of a new subsection that grants explicit authority to enforce city parking regulations and receive revenue from parking violations under Connecticut General Statute, sections 51 to 56A as amended. This strengthens the Norwalk Parking Authority's role in managing parking compliance and allows the authority to manage a residential parking program effectively. Previously, the Parking Authority could only enforce regulated areas. This opens the authority to be able to enforce citywide, to help police when they receive calls over parking concerns that we could easily handle, but importantly, to get a parking program up and running, there needs to be enforcement, and this will allow them to do that.

Mr. Aley said he has heard various residents request that the NPA implement a residential permit program, so he thinks it's a step in the right direction. Mr. Seebeck agreed and said he believes it is a worthwhile pursuit and looks forward to seeing what the staff presents.

B. DISCUSS: REGULATION UPDATE- "15-MIN. FREE OPTION

Mr. Lutz said the board recently instructed staff to find multiple avenues to get the free 15-minute option out; since then, we have run social ads and found a mobile solution that would work with the on-street meter functionality. He said that staff have found a solution to give mobile users a free 15-minute free transaction. Similar to Park Mobile, this will allow users to select the 15-minute free option, give users notifications when the

transaction is about to expire, and provide options to extend their stay. We are also working with the Snyder Group to get the free 15-minute social campaign blitz in action. The Park Norwalk on-street sign will replace the Park Mobile green sign, which allows mobile users that free 15-minute option and ads. These initiatives will be live in the upcoming month.

Mr. Aley asked if the app for the free 15-minute parking is a stand-alone app or if it integrates into Park Mobile. Mr. Lutz said it is separate from Park Mobile, but an app is not necessary; a QR code goes directly to the rates, but Park Mobile can be used in conjunction with this.

Mr. Lutz said next month's meeting, which will be on June 25, 2025, will be held in a hybrid format with an in-person option in the community room in the Yanke Doodle Garage.

VIII. ADJOURNMENT

**** MR. ALEY MOVED TO ADJOURN.**

**** MR. FULLAM SECONDED THE MOTION.**

**** THE MOTION PASSED UNANIMOUSLY.**

The meeting was adjourned at 7:05 PM.

Respectfully submitted,
Dilene Byrd



May
2025

Operations/Financial Report

FINANCIAL SUMMARY

Summary Income Statement													
Norwalk Parking Authority													
For the Period Ending May 2025													
	May-25				FOR THE MONTH ENDING MAY 2025					FISCAL YEAR			
	Actual 2025	Budget 2025	Var \$	Var %	Actual PY	Actual 2025	Budget 2025	Var \$	Var %	Actual PY	Forecast	Budget	Var \$
REVENUES:													
Parking Revenue	594,453	557,435	37,018	6.6%	521,128	6,269,049	6,150,524	118,524	1.9%	6,005,919	6,838,962	6,754,464	84,497.68
Other Revenue	3,432	11,502	(8,070)	-70.2%	9,500	78,254	126,518	(48,264)	-38.1%	98,001	109,368	138,020	(28,651.67)
Total System Revenue	597,885	568,937	28,948	5.1%	530,628	6,347,303	6,277,042	70,260	1.1%	6,103,920	6,948,330	6,892,484	55,846.01
EXPENSES:													
Operations	596,801	429,059	167,743	39.1%	513,162	3,832,719	4,066,739	(234,020)	-5.8%	3,741,367	4,181,148	4,407,250	(226,102.43)
City Support/Admin Svcs	71,126	71,126	0	0.0%	61,949	782,381	782,381	-	0.0%	681,441	853,506	853,506	-
Debt Service	106,513	106,513	0	0.0%	104,593	1,171,643	1,171,643	-	0.0%	1,150,527	1,278,156	1,278,156	-
Capital Reserve & Replacement	0	11,250	(11,250)	-100.0%		101,250	123,750	(22,500)	-18.2%	101,250	110,455	135,000	(24,545.48)
Total Expenses	774,440	617,947	156,493	25.3%	679,704	5,887,993	6,144,513	(256,520)	-4.2%	5,674,585	6,423,265	6,673,913	(194,801.89)
Fund Balance	(176,555)	(49,010)	(127,545)	260.2%	(149,076)	459,310	132,530	326,780	246.6%	429,335	525,065	218,571	306,496.92

Budget Summary

- Parking revenue is **6.6% over** budget for the month and **1.9% over** budget YTD.
- Transient revenue is **3.6% under** budget for the month and **0.5% over** budget YTD.
- Meter revenue is **40.2% over** budget for the month and **9.7% over** budget YTD.
- Monthly revenue is **4.6% over** budget for the month and **3.5% over** budget YTD.
- Parking violation is **15% over** budget for the month and **1.6% under** budget YTD.
- Total expenses are **25.3% over** budget for the month and **4.2% under** budget YTD.

Variance Report (Actual v. Budget)

The Variance Report identifies and explains variances that are at least 20% and \$5,000 compared to budget.

VARIANCE REPORT - Major Variances (+/- 20% and \$5,000)

Norwalk Parking Authority
For the Month Ending May 31, 2025

	ACTUAL	BUDGET	Var. (\$)	Var. (%)	COMMENTS	Actual YTD	Budget YTD
PARKING REVENUE							
Meter Revenue	\$72,568	\$51,745	\$20,823	40.2%	Meter Revenue is over budget for the month due to the sale of meter bags for construction.	\$680,750	\$620,434
OPERATING EXPENSES							
Building Repair & Maintenance	\$259,964	\$75,845	\$184,119	242.8%	Expenses for the month are under budget due to anticipated overhead gate repair jobs, light bulb replacement, landscaping and electrical repairs that were budgeted and were not incurred. We have received pricing on the repair of the overhead gate, and we expect this to get accomplished before the end of this fiscal year.	\$518,826	\$549,495

Financial Statement

For the Month ending May 31, 2025

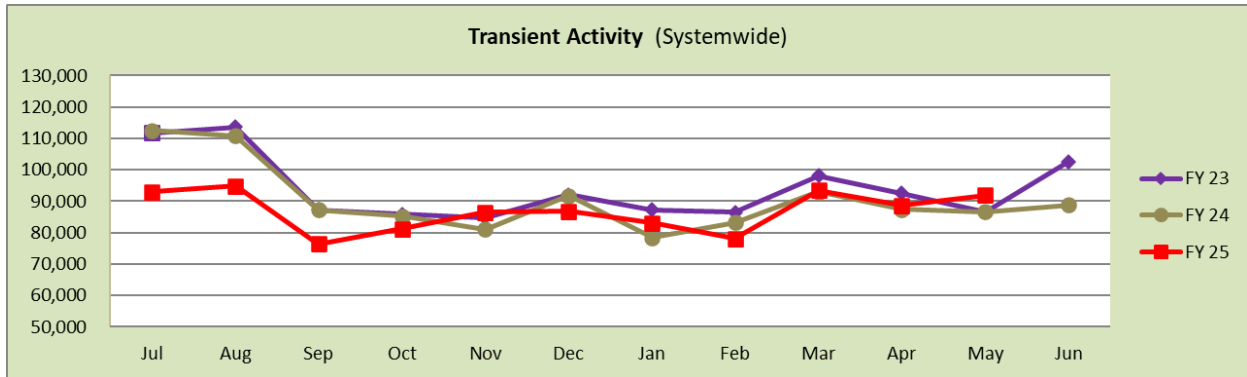
LAZ Karp Associates, LLC and Subsidiaries									
Norwalk Parking Authority									
For the Eleven Months Ending May 31, 2025									
Description	Actual	Budget	Variance	% Variance	YTD Actual	YTD Budget	YTD Variance	YTD Variance %	Annual Budget
PARKING REVENUE									
Meter Revenue	72,568.32	51,745.34	20,822.98	40.2%	680,750.31	620,433.76	60,316.55	9.7%	681,259.61
Transient Parking	213,297.45	221,356.04	(8,058.59)	-3.6%	2,332,826.00	2,320,697.97	12,128.03	0.5%	2,553,030.23
Monthly Parking	213,154.29	203,770.51	9,383.78	4.6%	2,321,022.93	2,241,475.61	79,547.32	3.5%	2,445,246.12
Less: Refunds	(152.00)	0.00	(152.00)	0.0%	(4,140.59)	0.00	(4,140.59)	0.0%	0.00
Parking Violation	125,372.00	109,036.85	16,335.15	15.0%	1,257,069.00	1,277,362.44	(20,293.44)	-1.6%	1,414,044.99
Less: Sales Tax	(29,786.66)	(28,473.31)	(1,313.35)	4.6%	(318,479.14)	(309,445.74)	(9,033.40)	2.9%	(339,116.62)
TOTAL PARKING REVENUE	594,453.40	557,435.43	37,017.97	6.6%	6,269,048.51	6,150,524.04	118,524.47	1.9%	6,754,464.33
OTHER REVENUE									
Marketing/Advertising	0.00	1,800.00	(1,800.00)	-100.0%	0.00	19,800.00	(19,800.00)	-100.0%	21,600.00
ATM Machines	228.00	333.33	(105.33)	-31.6%	2,320.00	3,666.63	(1,346.63)	-36.7%	3,999.96
Lease Income - SNRR/MG	1,757.82	3,164.00	(1,406.18)	-44.4%	39,905.23	34,804.00	5,101.23	14.7%	37,968.00
Lease Income_YDG	1,446.00	1,446.33	(0.33)	0.0%	15,794.00	15,909.63	(115.63)	-0.7%	17,355.96
SNRR Concessions Income	0.00	4,674.67	(4,674.67)	-100.0%	20,235.00	51,421.37	(31,186.37)	-60.6%	56,096.04
Investment Income	0.00	83.33	(83.33)	-100.0%	0.00	916.63	(916.63)	-100.0%	999.96
TOTAL OTHER REVENUE	3,431.82	11,501.66	(8,069.84)	-70.2%	78,254.23	126,518.26	(48,264.03)	-38.1%	138,019.92
TOTAL SYSTEM REVENUE	597,885.22	568,937.09	28,948.13	5.1%	6,347,302.74	6,277,042.30	70,260.44	1.1%	6,892,484.25
OPERATING EXPENSES									
Gross Wages	152,367.33	163,078.97	10,711.64	6.6%	1,210,063.67	1,304,631.82	94,568.15	7.2%	1,413,351.14
Payroll Tax Expense	21,407.02	20,629.52	(777.50)	-3.8%	150,788.83	165,036.13	14,247.30	8.6%	178,789.14
Group Health Insurance	13,298.99	17,123.28	3,824.29	22.3%	129,598.73	136,986.33	7,387.60	5.4%	148,401.86
Worker's Compensation Expense	7,107.40	6,849.32	(258.08)	-3.8%	50,064.35	54,794.62	4,730.27	8.6%	59,360.84
401K Match Expense	3,384.47	3,261.58	(122.89)	-3.8%	23,840.19	26,092.67	2,252.48	8.6%	28,267.06
Operating Expenses	7,966.28	12,499.88	4,533.70	36.3%	94,926.92	137,499.78	42,572.86	31.0%	149,999.76
Maritime Condo Fees	2,404.45	1,964.52	(439.93)	-22.4%	25,823.95	21,609.72	(4,214.23)	-19.5%	23,574.24
Management Fee Expense	8,333.33	8,333.35	0.02	0.0%	91,666.63	91,666.85	0.22	0.0%	100,000.20
Uniforms	0.00	3,333.34	3,333.34	100.0%	7,585.21	36,666.74	29,081.53	79.3%	40,000.08
Signage	8,917.33	4,166.66	(4,750.67)	-114.0%	16,522.34	45,833.26	29,310.92	64.0%	49,999.92
Tickets	0.00	625.01	625.01	100.0%	17,601.25	6,875.11	(10,726.14)	-156.0%	7,500.12
Office Expense	2,422.01	1,333.34	(1,088.67)	-81.6%	26,337.50	14,666.74	(11,670.76)	-79.6%	16,000.08
Building Repair & Maintenance	259,963.80	75,845.00	(184,118.80)	-242.8%	518,826.40	549,495.00	30,668.60	5.6%	603,510.00
Snow Removal	0.00	0.00	0.00	0.0%	189,469.14	177,500.00	(11,969.14)	-6.7%	177,500.00
Service Contract	14,696.67	12,939.88	(1,756.79)	-13.6%	178,909.88	188,634.12	9,724.24	5.2%	201,574.00
Sanitation	1,954.58	2,500.00	545.42	21.8%	19,032.89	27,500.00	8,467.11	30.8%	30,000.00
Security Services	3,530.17	7,533.33	4,003.16	53.1%	85,430.69	122,333.31	36,902.62	30.2%	129,866.64
Permit/Violation Management	12,500.78	10,416.65	(2,084.13)	-20.0%	114,598.77	114,583.15	(15.62)	0.0%	124,999.80
Utilities Expense	7,888.48	6,741.52	(1,146.96)	-17.0%	79,614.36	74,156.72	(5,457.64)	-7.4%	80,898.24
Vehicle Expense	3,443.94	5,833.32	2,389.38	41.0%	106,004.94	64,166.52	(41,838.42)	-65.2%	69,999.84
Telephone	8,289.91	6,666.67	(1,623.24)	-24.3%	102,664.22	73,333.37	(29,330.85)	-40.0%	80,000.04
Equipment Expense	0.00	2,499.99	2,499.99	100.0%	0.00	27,499.89	27,499.89	100.0%	29,999.88
Bank and Credit Card Fees	26,284.24	28,263.68	1,979.44	7.0%	312,519.19	311,633.37	(885.82)	-0.3%	342,289.50
Liability Insurance	14,262.21	14,119.68	(142.53)	-1.0%	150,452.52	156,043.38	5,590.86	3.6%	171,367.69
Parking Program	8,788.96	8,788.96	0.00	0.0%	92,070.21	96,678.56	4,608.35	4.8%	105,467.52
Marketing and Communication	7,588.95	3,711.05	(3,877.90)	-104.5%	38,306.00	40,821.55	2,515.55	6.2%	44,532.60
TOTAL OPERATING EXPENSES	596,801.30	429,058.60	(167,742.70)	-39.1%	3,832,718.78	4,066,738.71	234,019.93	5.8%	4,407,250.19
CITY ADMINISTERED EXPENSES									
Other City Payroll Expenses	46,083.23	46,083.23	0.00	0.0%	506,915.53	506,915.53	0.00	0.0%	552,998.76
Electric	19,642.10	19,642.10	0.00	0.0%	216,063.10	216,063.10	0.00	0.0%	235,705.20
Sewer	968.26	968.26	0.00	0.0%	10,650.86	10,650.86	0.00	0.0%	11,619.12
Professional Services	3,750.01	3,750.01	0.00	0.0%	41,250.11	41,250.11	0.00	0.0%	45,000.12
Legal Service Retainer	416.65	416.65	0.00	0.0%	4,583.15	4,583.15	0.00	0.0%	4,999.80
Business Expense	265.27	265.27	0.00	0.0%	2,917.97	2,917.97	0.00	0.0%	3,183.24
TOTAL CITY ADMINISTERED EXPENSES	71,125.52	71,125.52	0.00	0.0%	782,380.72	782,380.72	0.00	0.0%	853,506.24
SUBTOTAL OPERATING EXPENSES	667,926.82	500,184.12	(167,742.70)	-33.5%	4,615,099.50	4,849,119.43	234,019.93	4.8%	5,260,756.43
Debt Service Interest	14,769.03	14,769.03	0.00	0.0%	162,459.33	162,459.33	0.00	0.0%	177,228.36
Debt Service Principle	91,743.99	91,743.99	0.00	0.0%	1,009,183.89	1,009,183.89	0.00	0.0%	1,100,927.88
SUBTOTAL DEBT SERVICES	106,513.02	106,513.02	0.00	0.0%	1,171,643.22	1,171,643.22	0.00	0.0%	1,278,156.24
Capital Reserve and Replacement	0.00	11,250.01	11,250.01	100.0%	101,250.09	123,750.01	22,500.02	18.2%	135,000.12
TOTAL EXPENSES	774,439.84	617,947.15	(156,492.69)	-25.3%	5,887,992.81	6,144,512.76	256,519.95	4.2%	6,673,912.79
Fund Balance	(176,554.62)	(49,010.06)	(127,544.56)	260.2%	459,309.93	132,529.54	326,780.39	246.6%	218,571.46

15 Minutes Usage update				
	May-25		Apr-25	
Increase in usage from Prior month	↑ 3%			
Sub Area	# of Transactions		# of Transactions	
SONO	1657	44%	1606	44%
Wall Area	1644	44%	1627	45%
West Ave Area	460	12%	419	11%
Grand Total	3761		3652	

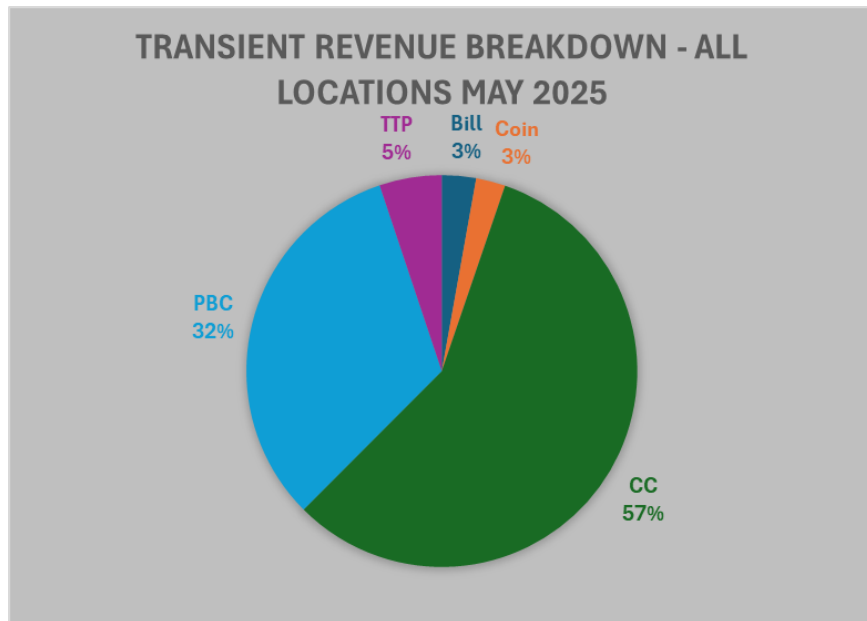


Systemwide Transient Activity

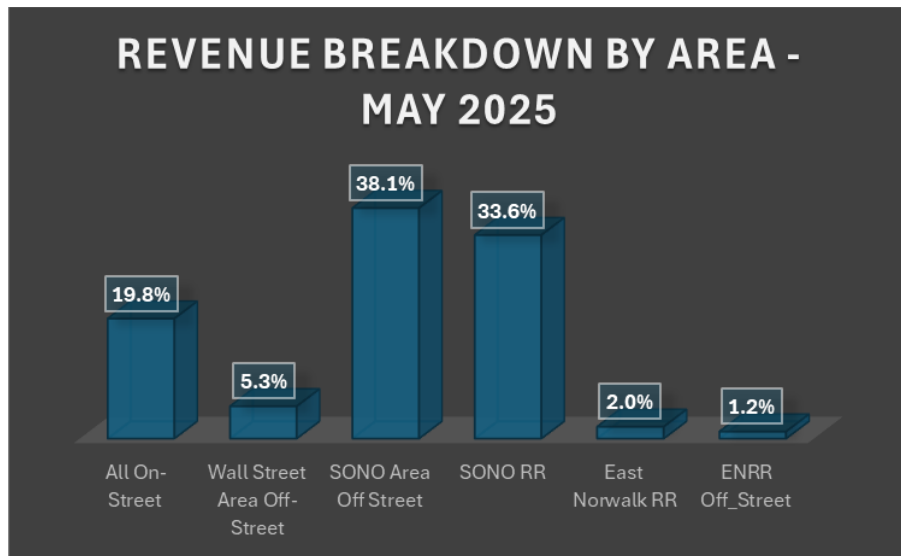
- Overall, systemwide transient activity for YTD is **4.35% below** the previous year.



Systemwide transient payment breakdown for the month

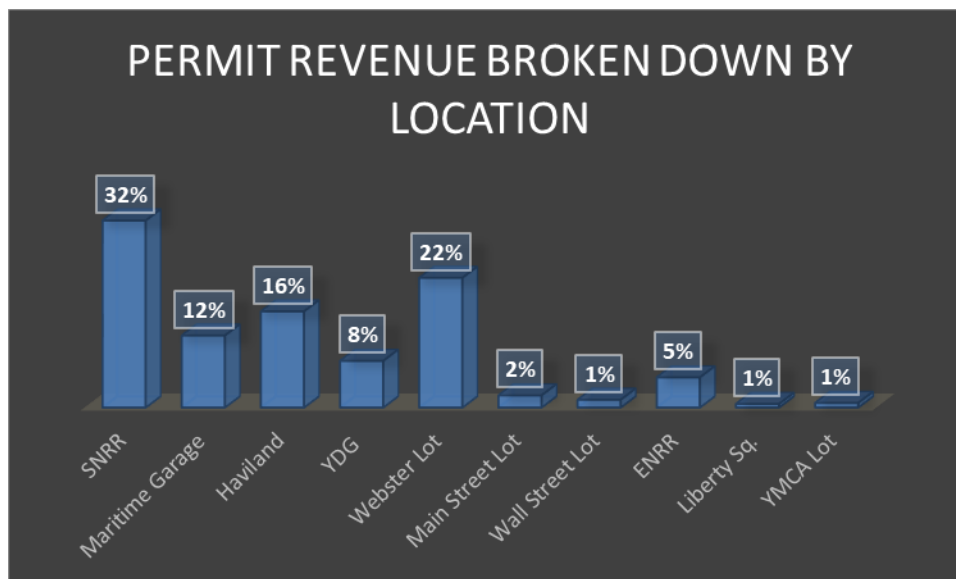
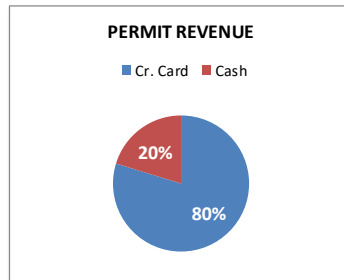
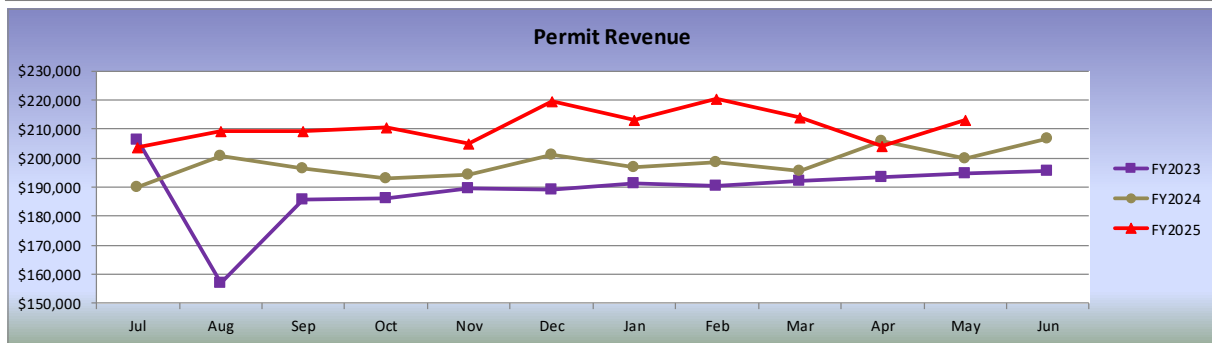
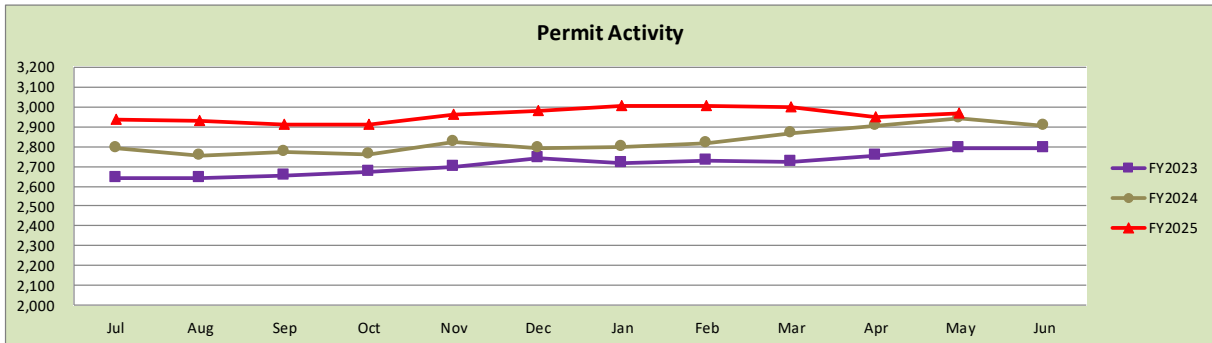


Systemwide transient revenue breakdown by area for the month



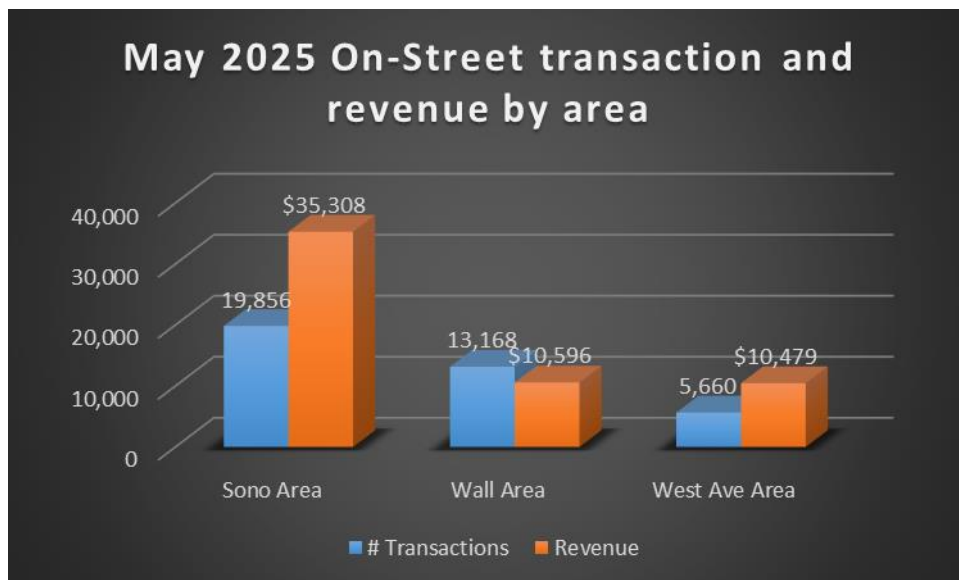
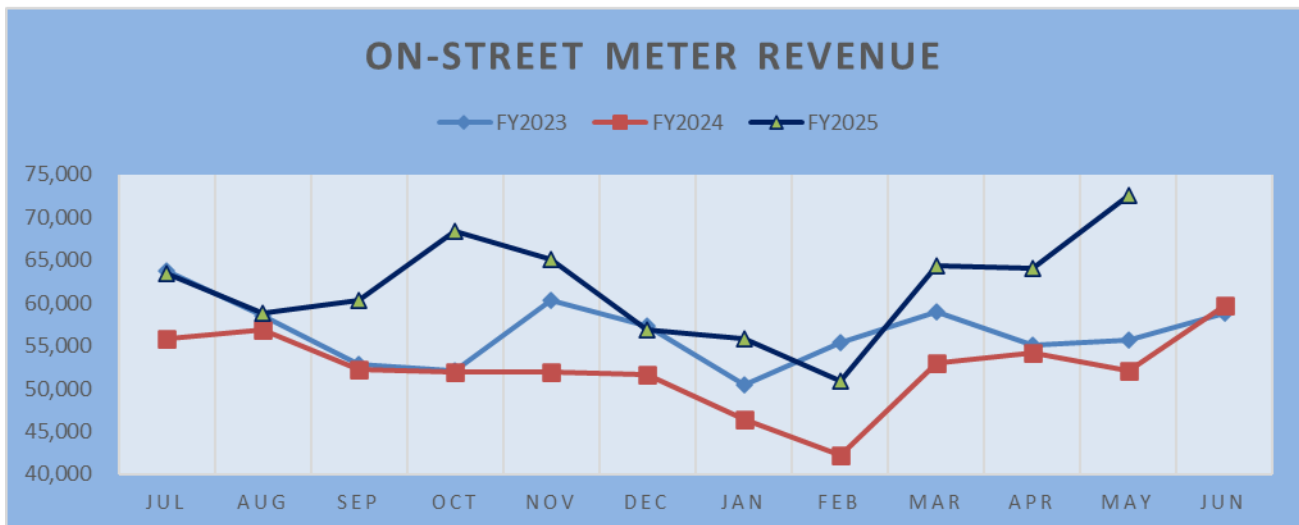
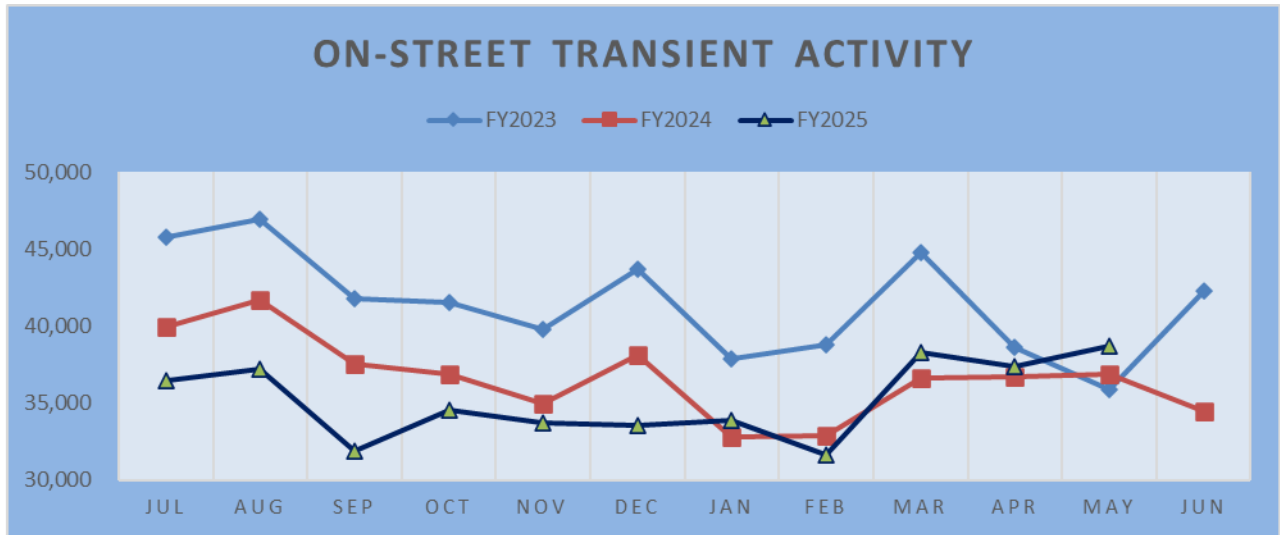
Permit Sales

- YTD compared to last year, permit activity is **up 4.9%** and revenue is **up 6.9%**.
- **For the month, 2,964** permits were sold systemwide. There are 3,092 spaces available for permits and 4,359 total spaces systemwide, including non-metered spaces. Permit Revenue for the month represents 34% of the total gross revenue.



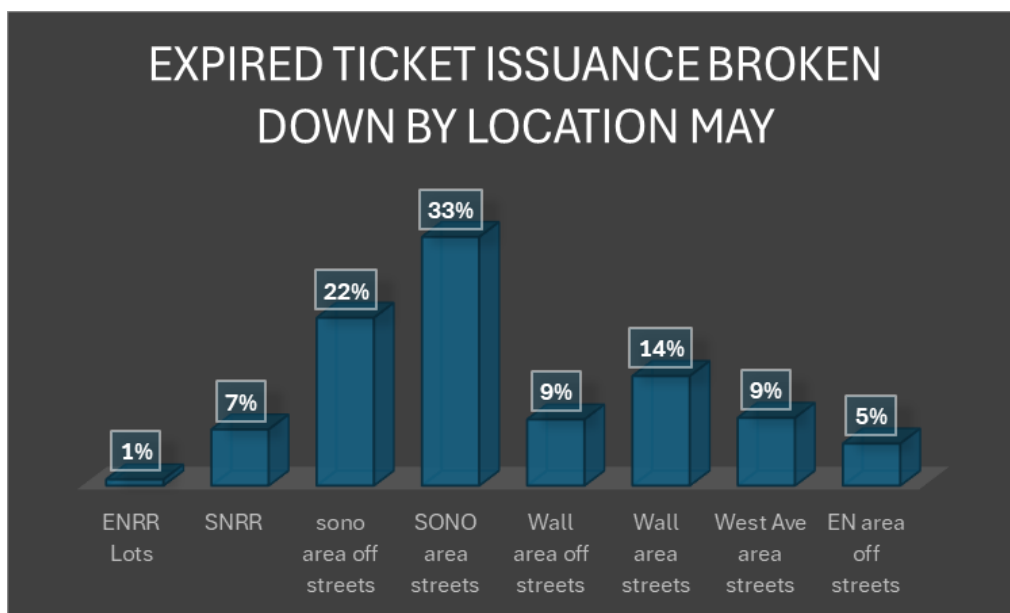
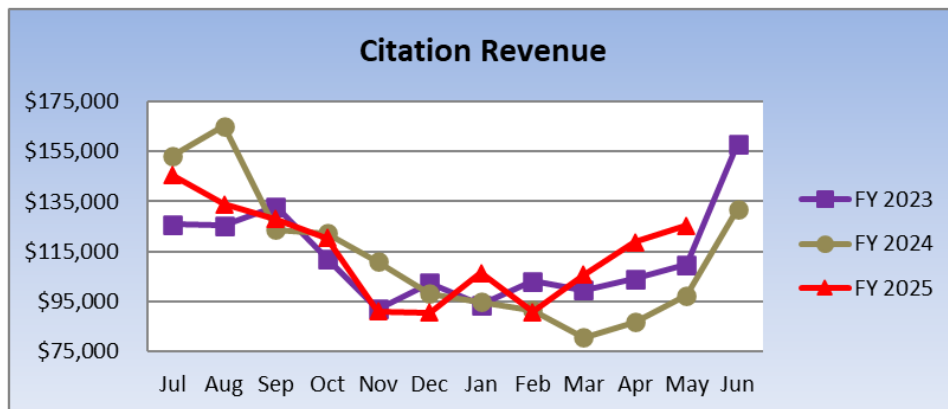
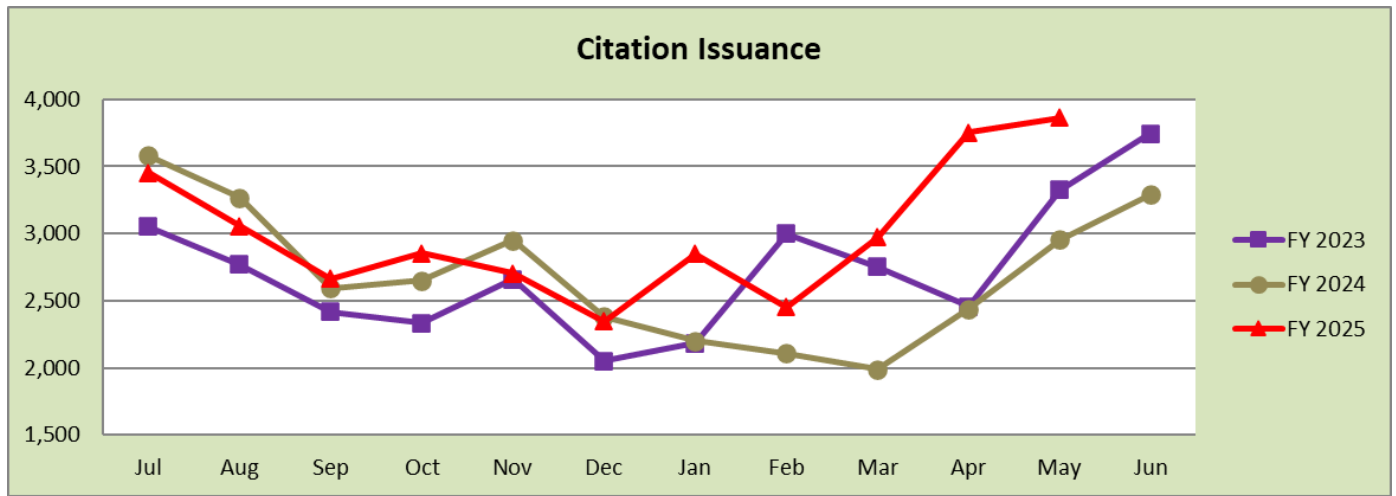
On-Street Parking

- YTD through May, on-street transient activity was **down 4.4%** and revenue was **up 19.7%** compared to last year.
- For the month of May, on-street transient activity was **up 3.6%** compared to last month.



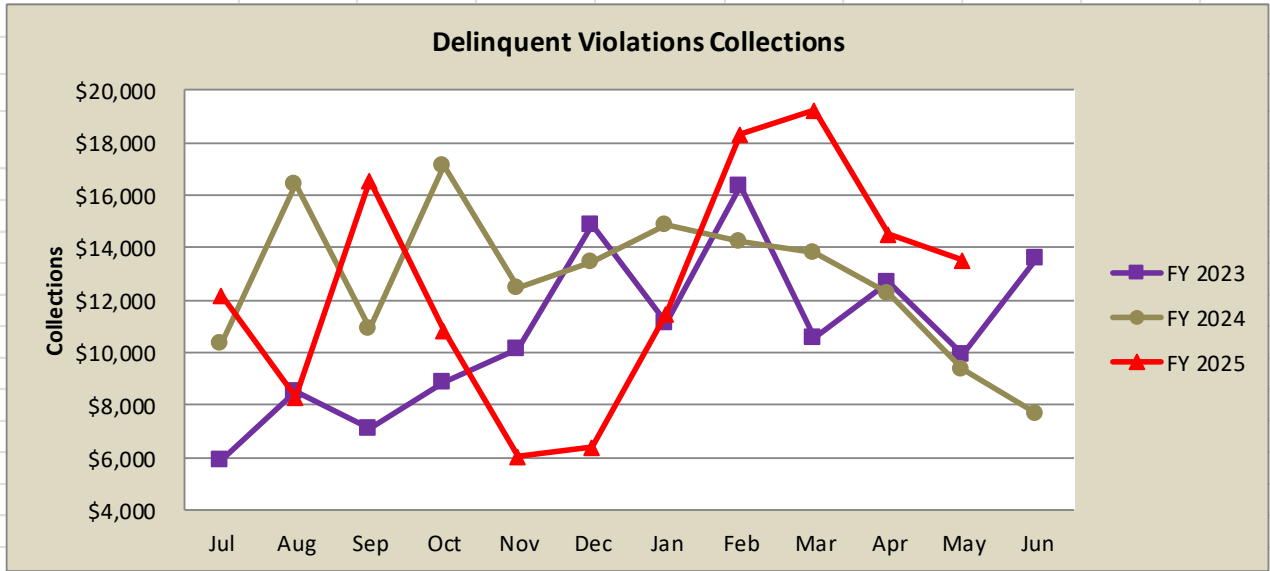
Parking Enforcement

- Compared to last month, ticket issuance was **up 3%** and citation revenue was **up 5.6%**.



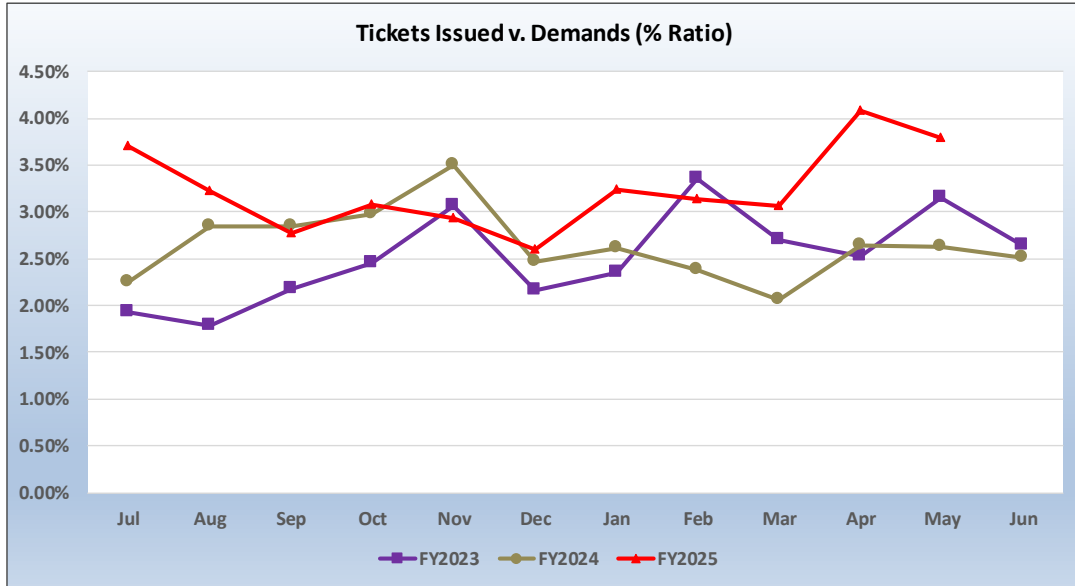
Parking Violations Collection Program

Fiscal Year	Delinquent \$
2013	\$131,458
2014	\$108,435
2015	\$84,233
2016	\$84,628
2017	\$152,412
2018	\$128,025
2019	\$103,032
2020	\$93,378
2021	\$71,346
2022	\$137,355
2023	\$129,477
2024	\$152,931
2025	\$137,350 YTD thru May



Tickets Issued v. Demands Analysis

Analysis of the ratio of tickets issued compared to transient demands does not include citations issued at the beaches nor does it include violations issued by the Norwalk Police Department.



Tickets Issued (NOT including Beaches & Police issued tickets)

	Jul	Aug	Sep	Oct	Nov	Dec	Jan	Feb	Mar	Apr	May	Jun	TOTAL	AVG.
FY2023	2,164	2,033	1,897	2,104	2,595	1,986	2,053	2,903	2,655	2,342	2,730	2,713	25,462	2,315
FY2024	2,540	3,146	2,482	2,534	2,838	2,266	2,047	1,984	1,909	2,307	2,271	2,230	26,324	2,393
FY2025	3,452	3,058	2,119	2,504	2,539	2,250	2,692	2,451	2,867	3,621	3,487		31,040	2,822

Transient Demands (NOT including Beaches)

	Jul	Aug	Sep	Oct	Nov	Dec	Jan	Feb	Mar	Apr	May	Jun	TOTAL	AVG.
FY2023	111,814	113,560	87,199	85,804	84,706	92,082	87,283	86,518	98,079	92,535	86,456	102,660	1,026,037	93,276
FY2024	112,565	110,796	87,317	85,255	81,074	91,771	78,338	83,167	92,950	87,443	86,570	88,859	997,246	90,659
FY2025	92,995	94,839	76,405	81,209	86,488	86,748	83,130	78,111	93,471	88,595	91,859	0	953,851	86,714

Ratio (%) - Tickets v. Demands

	Jul	Aug	Sep	Oct	Nov	Dec	Jan	Feb	Mar	Apr	May	Jun	AVG.
FY2023	1.94%	1.79%	2.18%	2.45%	3.06%	2.16%	2.35%	3.36%	2.71%	2.53%	3.16%	2.64%	2.52%
FY2024	2.26%	2.84%	2.84%	2.97%	3.50%	2.47%	2.61%	2.39%	2.05%	2.64%	2.62%	2.51%	2.65%
FY2025	3.71%	3.22%	2.77%	3.08%	2.94%	2.59%	3.24%	3.14%	3.07%	4.09%	3.80%		3.24%

Tickets Issued v. Demands Analysis (continued)

Analysis of the ratio of tickets issued compared to transient demands by street:

5 Years Summary (Expired meter violations only)					
Locatoin Name	Current 2024/25	2023/24	2022/23	2021/22	2020/21
Ann St.	3.0%	3.9%	2.5%	1.6%	2.5%
Berkeley St.	7.2%	11.7%	9.1%	1.5%	1.8%
Haviland St.	4.6%	4.2%	3.2%	2.9%	5.6%
Madison St.	5.2%	8.8%	3.4%	1.7%	5.2%
Maple St.	2.8%	3.9%	1.7%	1.0%	2.1%
Marshall St.	1.0%	0.9%	1.2%	1.7%	2.4%
Merwin St	5.9%	6.2%	4.3%	2.1%	4.1%
Monroe St.	1.0%	0.8%	0.3%	0.4%	1.1%
N. Main St.	4.0%	3.4%	2.3%	1.8%	3.2%
N. Water St.	3.5%	3.5%	2.3%	1.4%	2.8%
Orchard St	4.2%	3.6%	4.8%	4.3%	7.2%
Quincy St.	0.0%	0.0%	0.0%	0.0%	0.0%
S. Main St.	1.7%	1.9%	1.1%	1.1%	2.1%
W. Washington St.	2.2%	1.9%	0.5%	1.3%	0.9%
Washington St.	4.6%	4.9%	5.3%	5.7%	8.7%
West Ave	1.9%	2.2%	1.9%	1.5%	3.7%
Wall St. Area	2.0%	1.8%	3.3%	3.9%	10.5%
Webster Lot	3.2%	2.1%	2.3%	2.8%	3.7%
Haviland Deck	2.3%	2.0%	2.1%	2.8%	4.8%
North Water Lot	3.4%	3.0%	2.6%	3.5%	4.9%
SNRR Lot	4.3%	4.7%	5.0%	6.1%	8.9%
YDG	2.2%	2.4%	2.0%	3.2%	5.2%
Wall Street Lot	1.5%	1.9%	1.6%	2.5%	6.4%
Main Street Lot	1.8%	1.8%	2.1%	2.7%	4.5%
Liberty Square Lot	1.5%	0.9%	0.6%	0.7%	1.9%
Grand Total	2.7%	2.6%	2.6%	2.8%	4.8%
** Current year data is from September - May					

Pay-By-Cell

- YTD through May, pay by cell activity was **up 9.6%** and revenue was **up 4.9%** compared to the same period last year.
- Compared to last month, May transactions were **up 5.5%** and revenue was **up 4.9%**.

