

RYAN PARK ADVISORY COMMITTEE
OCTOBER 14, 2015

AGENDA

Status of Immediate Project List: see Meeting Minutes September 22, 2015

Review of the Weston & Sampson Phase I report.
Schedule to complete a Phase II
Potential impact on Park improvement design

Public Outreach October 20, 2015

RYAN PARK – Advisory Committee Meeting

October 14, 2015

City of Norwalk

Name	Company	Email
<u>JEFF OLSZEWSKI</u>	<u>STANTEC</u>	<u>JEFF.OLSZEWSKI@STANTEC.COM</u>
<u>DIANE LAURICELLA</u>	<u>self-citizen</u>	<u>dlauricella24@yahoo.com</u>
<u>DAVID WESTMORLAND</u>	<u>2ND TAXING DISTRICT</u>	<u>D60627MORLAND@YAHOO.COM</u>
<u>Kelly Robertson</u>	<u>SoNoCC</u>	<u>KRobertson@SoNocc.org</u>
<u>Raymond Dunlap</u>	<u>Pres. Washington V. Village</u>	<u>dunlap4185@gmail.com</u>
<u>TOM TIVERS</u>	<u>NHA</u>	<u>TIVERS@NORWALKCTA.ORG</u>
<u>Mike Moccia</u>	<u>Reverb Park</u>	<u>mmoccia@norwalkct.org</u>
<u>FAYE BOWMAN</u>	<u>BY PHONE</u>	<u>Councilwoman Bowman @ gmail.com</u>
<u>Brian Westermeyer</u>	<u>STANTEC</u>	<u>brian.westermeyer@stantec.com</u>
<u>Susan Sweitzer</u>	<u>NRA</u>	<u>SSweitzer@norwalkct.org</u>
Guest Diane Lauricella	self-citizen	dlauricella24@yahoo.com
Tami Strauss	NRA	tstrauss@norwalkct.org

Active Recreation

- *Improved basketball court and increased seating/amenities*
- *Designated multi-purpose sports field (can accommodate up to minimum dimension U-10 soccer)*
- *Expanded playground to include 5-12 year play area*
- *Splash pad/water play element*
- *Fitness path/loop*

Passive Recreation/Leisure Amenities

- *Designated seating/gathering areas (i.e. picnic, game tables)*
- *New benches and other site furnishings (i.e. trash, water fountains)*
- *Community garden plots*
- *Informational kiosks / community events board*
- *Restroom facilities*
- *Additional infrastructure/utilities (i.e. electrical outlets, water service for events)*

Connectivity and Accessibility

- *Entrance gateway at intersection of Day and Raymond Streets*
- *Remove fencing along Day Street (no barriers - welcoming, inviting edges)*
- *Defined pedestrian connection to South Main Street*
- *Pedestrian paths/connection to all destinations within park (increased accessibility and pedestrian traffic/flow)*
- *Reconfigured, better organized parking area*

Safety and Security

- *New site lighting (area and pedestrian scale, consistent coverage)*
- *High visibility into and within park*
- *Appropriate landscape (i.e. high branching, deciduous trees)*
- *Security cameras in conjunction with Community Center*

Maintenance and Operations

- *Moderate turf slopes*
- *Low maintenance plantings*
- *Limited edges and fencing (easily mowed)*
- *Durable site furnishings (materials, finishes)*

PUBLIC OUTREACH FORUM #1 INPUT

STRENGTHS

- **Location**
- **Community Park**
- **Passive recreation by neighborhood kids (morning)**
- **Accessible – relatively flat**
- **Basketball court**
- **Open/green space**
- **Amphitheatre**
- **Lack of violence**

WEAKNESSES/THREATS

- **Location**
- **Size of park/usable space**
- **Not cohesive/defined**
- **Lack of “welcome factor”**
- **Maintenance**
- **Programming/variety**
- **Lack of facilities (restrooms)**
- **Playground**
- **Trees at amphitheatre**
- **Lack of lighting**
- **Drug activity**
- **Places to hide**
- **Lack of visibility into park**
- **No park ranger**
- **Lack of police presence**
- **Raymond St. remaining one-way**
- **Raymond St. becoming two-way**
- **Bad press**
- **Designing for safety only (not program/use)**
- **Lack of “branding”/identity**
- **Environmental concerns**
- **Dry egress**
- **Lack of City/political “buy-in”**

COMMUNITY SURVEY RESPONSES

- **Location – 43%**
- **Playground – 34%**
- **Basketball court – 31%**
- **Multi-purpose play/lawn area – 29%**
- **Baseball field – 20%**
- **Seating/picnic benches – 17%**
- **Amphitheatre – 14%**
- **Walking paths – 14%**
- **Other – 14%**

- **Safety/security – 66%**
- **No restrooms – 63%**
- **Aesthetics and conditions (maintenance) – 54%**
- **Programming (events, organized sports, etc.) – 29%**
- **Playground amenities – 26%**
- **Walking paths and fitness opportunities – 26%**
- **Multi-purpose/open play space – 23%**
- **Other – 14%**
 - **Isolation from Water St. and harbor**
 - **No surveillance/cameras**
 - **Drug dealers**
- **Amphitheatre – 11%**
- **Too much pavement – 11%**
- **Accessibility/connectivity to neighborhood – 6%**

PUBLIC OUTREACH FORUM #1 INPUT

OPPORTUNITIES

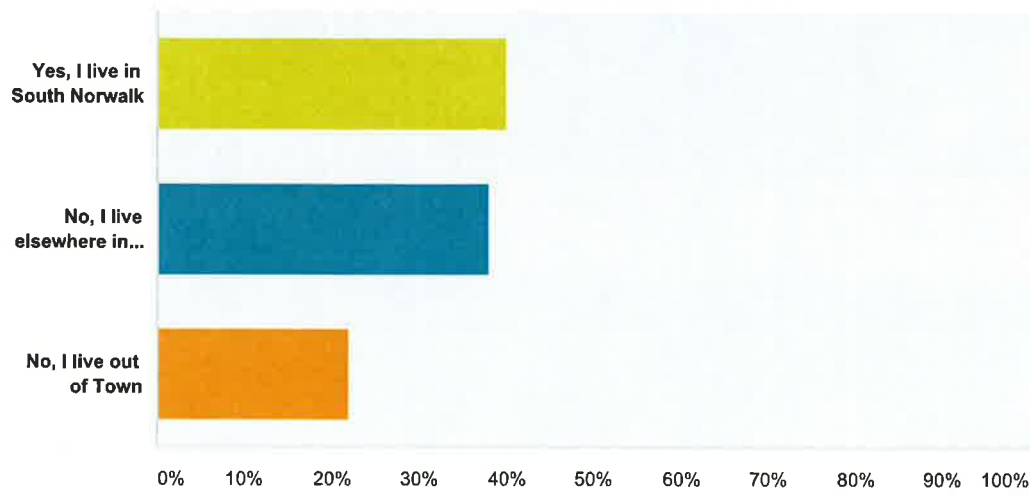
- **Connection to South Main St. and Water St.**
- **Gateway entrance ("welcome mat")**
- **Create more inviting edges**
- **Remove fencing**
- **Wayfinding/signage**
- **Information kiosk/community bulletin board**
- **Art space**
- **Community garden plots**
- **Education/outdoor learning**
- **Multi-purpose play field**
- **Soccer field (designated area)**
- **Basketball court upgrades**
- **Open space for active free play**
- **Exercise/fitness loop**
- **Playground expansion**
- **Amphitheatre upgrade**
- **Splash pad/water play**
- **Game tables**
- **Seating/benches**
- **Site furnishings (water fountains, trash receptacles)**
- **Electrical outlets/water service (available utilities for events)**
- **Restrooms**
- **Security lighting**
- **Security cameras (SoNo Community Center has capacity)**
- **Solar/renewable energy**
- **WiFi hotspot**
- **Ryan Park "Conservancy" / private funding opportunities (i.e. stakeholders/developers)**
 - **Funds to be used for programming as revenue generator**

COMMUNITY SURVEY RESPONSES

- **Lighting – 68%**
- **Provide restrooms – 60%**
- **Community support for improved City maintenance and Programming – 54%**
- **Upgrade basketball courts – 46%**
- **New landscaping and trees – 40%**
- **Splash pad/water play element – 34%**
- **Site furnishings and amenities – 34%**
- **Walking paths/fitness loop – 31%**
- **Provide designated multi-purpose play area/field – 29%**
- **Relocate/upgrade playground – 29%**
- **Parking area enhancements – 29%**
- **WiFi hotspot – 23%**
- **Relocate/upgrade amphitheatre – 20%**
- **Community garden plots – 17%**
- **Other – 17%**
- **Educational element/historic signage – 14%**

Q1 Do you live in South Norwalk?

Answered: 50 Skipped: 0



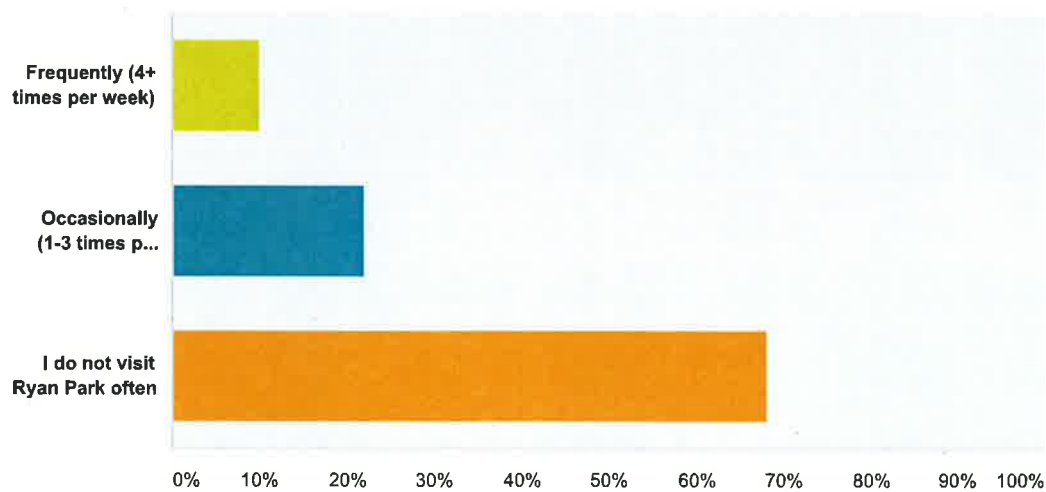
Answer Choices	Responses	Count
Yes, I live in South Norwalk	40.00%	20
No, I live elsewhere in Norwalk	38.00%	19
No, I live out of Town	22.00%	11
Total		50

Q2 What street do you live on? (Optional)

Answered: 21 Skipped: 29

Q3 How often do you visit the Park?

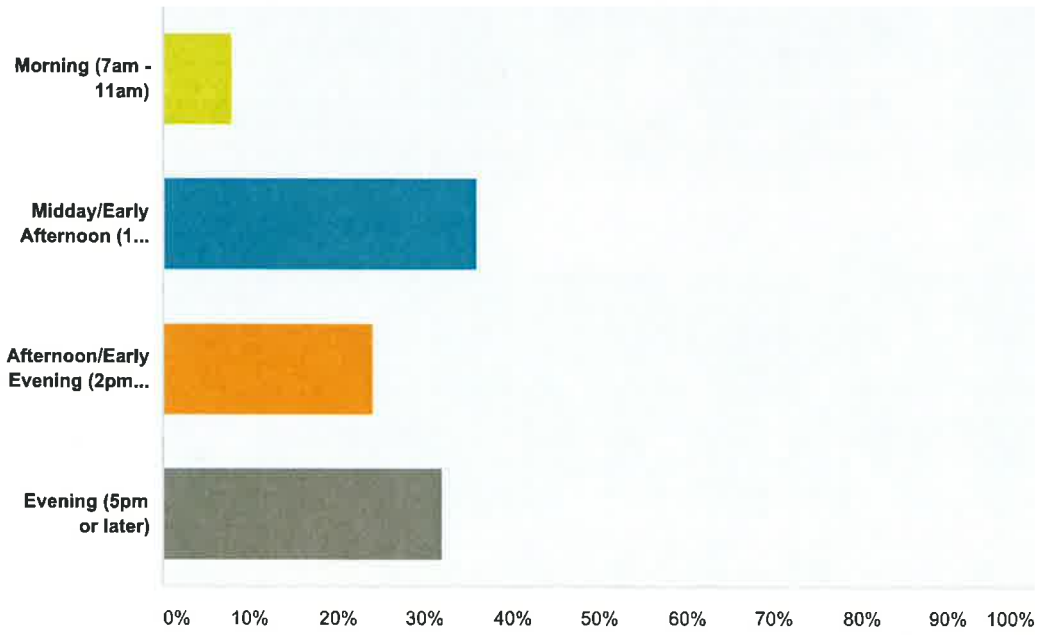
Answered: 50 Skipped: 0



Answer Choices	Responses	Count
Frequently (4+ times per week)	10.00%	5
Occasionally (1-3 times per week)	22.00%	11
I do not visit Ryan Park often	68.00%	34
Total		50

Q4 What time of day are you most likely to visit the park?

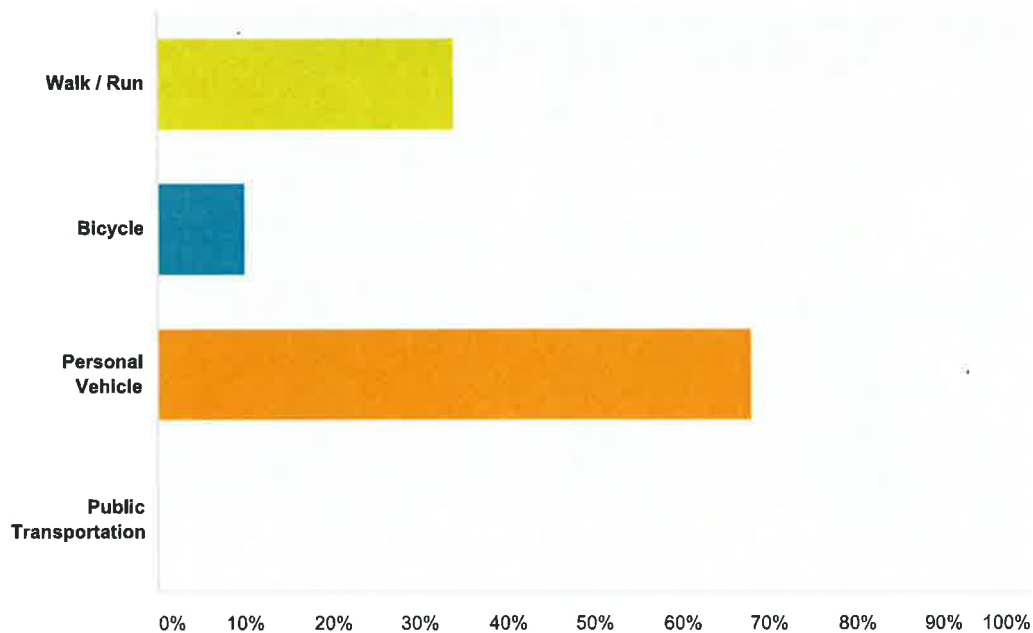
Answered: 50 Skipped: 0



Answer Choices	Responses
Morning (7am - 11am)	8.00% 4
Midday/Early Afternoon (11am - 2pm)	36.00% 18
Afternoon/Early Evening (2pm - 5pm)	24.00% 12
Evening (5pm or later)	32.00% 16
Total	50

Q5 How do you get to the park? (please select at least 1)

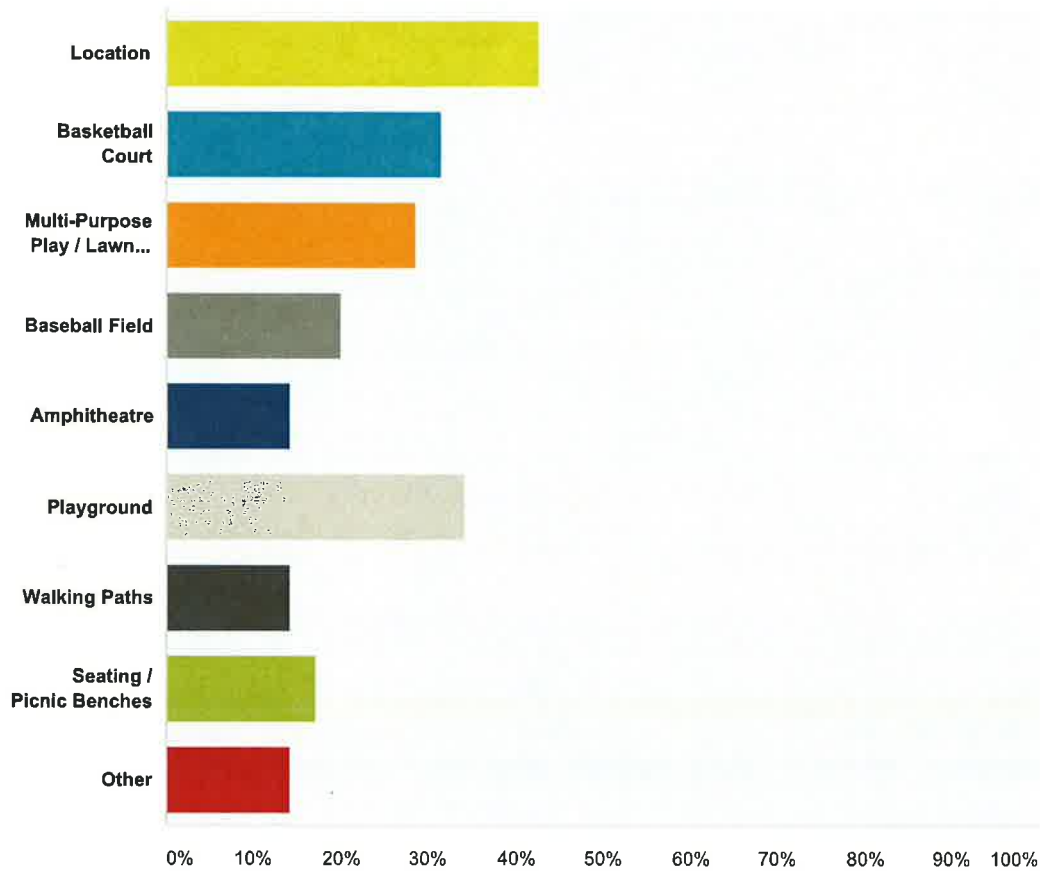
Answered: 50 Skipped: 0



Answer Choices	Responses
Walk / Run	34.00% 17
Bicycle	10.00% 5
Personal Vehicle	68.00% 34
Public Transportation	0.00% 0
Total Respondents: 50	

Q6 What are the park's greatest strengths and recreational assets? (please select all that apply)

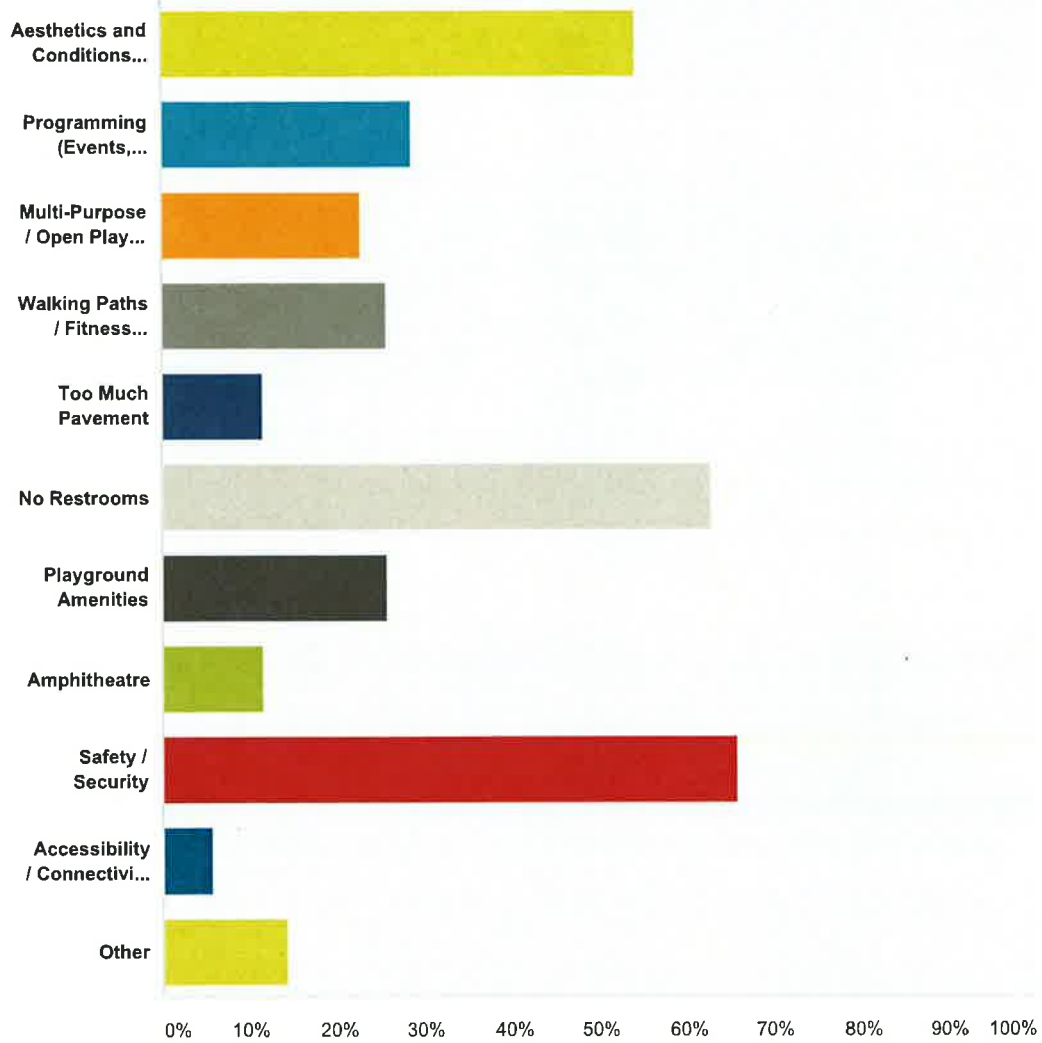
Answered: 35 Skipped: 15



Answer Choices	Responses
Location	42.86% 15
Basketball Court	31.43% 11
Multi-Purpose Play / Lawn Area	28.57% 10
Baseball Field	20.00% 7
Amphitheatre	14.29% 5
Playground	34.29% 12
Walking Paths	14.29% 5
Seating / Picnic Benches	17.14% 6
Other	14.29% 5
Total Respondents: 35	

Q7 What are the park's greatest issues and weaknesses? (please select all that apply)

Answered: 35 Skipped: 15

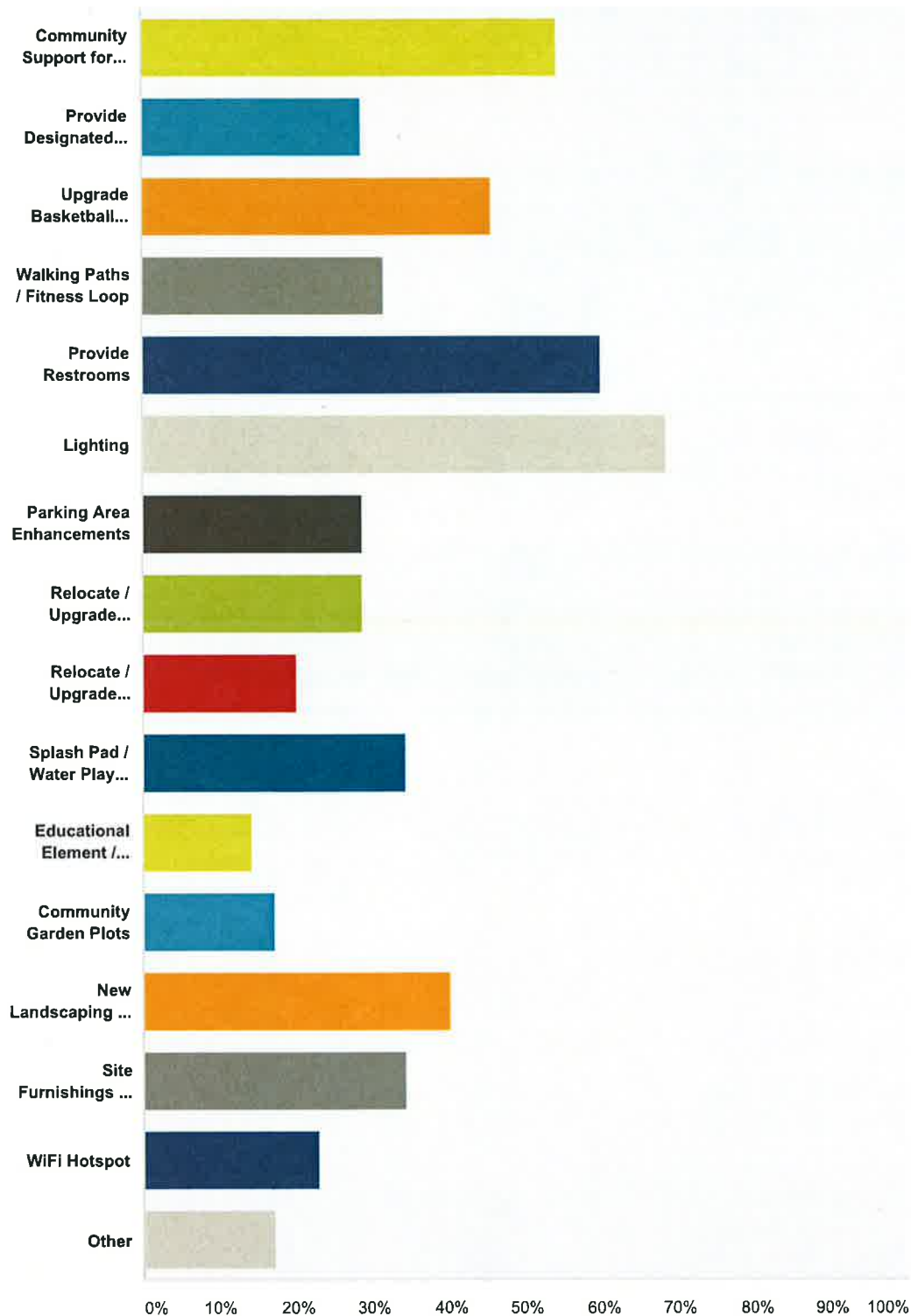


Answer Choices	Responses
Aesthetics and Conditions (maintenance)	54.29% 19
Programming (Events, Organized Sports, etc.)	28.57% 10
Multi-Purpose / Open Play Space	22.86% 8
Walking Paths / Fitness Opportunities	25.71% 9
Too Much Pavement	11.43% 4
No Restrooms	62.86% 22
Playground Amenities	25.71% 9
Amphitheatre	11.43% 4
Safety / Security	65.71% 23

Accessibility / Connectivity to Neighborhood	5.71%	2
Other	14.29%	5
Total Respondents: 35		

Q8 What improvements would best enhance the park visitor's experience? (please select all that apply)

Answered: 35 Skipped: 15



Answer Choices	Responses
----------------	-----------

Community Support for Improved City Maintenance and Programming	54.29%	19
Provide Designated Multi-Purpose Play Area / Field	28.57%	10
Upgrade Basketball Courts	45.71%	16
Walking Paths / Fitness Loop	31.43%	11
Provide Restrooms	60.00%	21
Lighting	68.57%	24
Parking Area Enhancements	28.57%	10
Relocate / Upgrade Playground	28.57%	10
Relocate / Upgrade Amphitheatre	20.00%	7
Splash Pad / Water Play Element	34.29%	12
Educational Element / Historic Signage	14.29%	5
Community Garden Plots	17.14%	6
New Landscaping and Tree Plantings	40.00%	14
Site Furnishings and Amenities (i.e. seating, game tables, water fountains, etc.)	34.29%	12
WiFi Hotspot	22.86%	8
Other	17.14%	6
Total Respondents: 35		

Q9 Additional Comments

Answered: 7 Skipped: 43